




Fundo de Investimento em Direitos Creditórios Fornecedores CRB (FIDC CRB)

Sumário do Emissor

Analistas	Giuliana Amalfi	+55 11 4504 2617	Emissão	Mar/2017
	Vanessa Roveri Brondino	+55 11 4504 2614	Classe dos Ativo(s)	Recebíveis Comerciais
			País	Brasil
			Moeda	BRL

Classe/Emissão	Moeda	Montante Inicial	Rating Atual	Data	Ação	ISIN
Cotas Seniores 2017-1	BRL	90,000,000	PIFs(bra)*	03/Jun/2019	Pago Integralmente	BRCRBFCTF013
Cotas Seniores 2018-2	BRL	39,000,000	AAAsf(bra) 	21/Dec/2020	Afirmação	BRCRBFCTF021
Cotas Seniores 2020-3	BRL	150,000,000	AAAsf(bra) 	14/Jan/2021	Atribuição	BRCRBFCTF054
Cotas Mezanino 2018-1	BRL	39,700,000	A+sf(bra) 	21/Dec/2020	Elevação	BRCRBFCTF039
Cotas Subordinadas Júnior	BRL	22,000,000	NA	-	-	BRCRBFCTF005

NA – Não Avaliada.

(Exp) - Esperado.

*PIFs(bra) - Pago Integralmente.

Perspectiva	Observação	Tipo
		Positiva
		Negativa
		Indefinida
		Estável

Monitoramento

Últimas informações em: 31 de dezembro de 2020.

Composição dos Ativos

	Direitos Creditórios	Outros Ativos	Total Direitos Creditórios(% PL)	Patrimônio Líquido(PL)	Cota Subordinada Jr. (% do PL)
31 Jul 2018	89,321,169	39,565,175	69.30%	128,886,344	32.37%
31 Aug 2018	96,210,835	27,014,862	78.08%	123,225,696	18.38%
28 Sep 2018	96,451,675	50,187,634	65.77%	146,639,309	15.85%
31 Oct 2018	97,807,888	48,102,672	67.03%	145,910,560	10.88%
30 Nov 2018	100,226,905	39,447,172	71.76%	139,674,077	11.81%
31 Dec 2018	99,406,529	33,954,907	74.54%	133,361,437	12.85%
31 Jan 2019	92,363,760	38,377,574	70.65%	130,741,333	13.64%
28 Feb 2019	85,672,191	38,459,521	69.02%	124,131,712	14.81%
29 Mar 2019	75,796,905	41,455,322	64.64%	117,252,227	16.07%
30 Apr 2019	69,361,907	51,260,298	57.50%	120,622,205	15.98%
31 May 2019	71,213,042	34,450,960	67.40%	105,664,002	11.04%
28 Jun 2019	76,433,619	21,968,331	77.67%	98,401,950	12.23%
31 Jul 2019	83,407,497	16,249,431	83.69%	99,656,928	12.51%
30 Aug 2019	77,503,685	23,347,278	76.85%	100,850,962	12.79%
30 Sep 2019	84,566,020	17,351,892	82.97%	101,907,912	12.98%
31 Oct 2019	92,294,817	7,141,262	92.82%	99,436,079	13.73%
29 Nov 2019	93,314,240	3,503,372	96.38%	96,817,612	14.56%
31 Dec 2019	90,723,495	3,475,742	96.31%	94,199,237	15.47%
31 Jan 2020	89,642,060	1,918,928	97.90%	91,560,989	16.46%
28 Feb 2020	79,882,927	8,795,911	90.08%	88,678,838	17.44%
31 Mar 2020	67,666,499	18,255,262	78.75%	85,921,761	18.56%
30 Apr 2020	61,368,583	21,548,073	74.01%	82,916,656	19.64%
29 May 2020	63,361,441	19,950,074	76.05%	83,311,515	19.84%
30 Jun 2020	65,668,127	17,931,909	78.55%	83,600,036	19.95%
31 Jul 2020	66,418,160	17,532,048	79.12%	83,950,208	20.11%
31 Aug 2020	67,200,423	17,053,567	79.76%	84,253,990	20.30%

30 Sep 2020	67,901,974	16,603,773	80.35%	84,505,747	20.44%
30 Oct 2020	68,630,903	16,144,417	80.96%	84,775,319	20.62%
30 Nov 2020	55,131,340	25,574,894	68.31%	80,706,234	21.85%
31 Dec 2020	52,810,678	148,799,979	26.19%	201,610,657	16.25%

Histórico das Classes

Cotas Seniores 2017-1

	Montante Inicial	Rendimento do Período	Subscrição	(Amortização)	Saldo Final
31 Jul 2018	91,046,119	707,827	0	-6,816,867	84,163,868
31 Aug 2018	84,163,868	681,608	0	-6,877,073	77,188,363
28 Sep 2018	77,188,363	509,412	0	-6,935,159	69,975,987
31 Oct 2018	69,975,987	531,812	0	-6,988,393	62,726,739
30 Nov 2018	62,726,739	427,696	0	-7,047,477	55,307,589
31 Dec 2018	55,307,589	367,252	0	-7,048,767	47,770,733
31 Jan 2019	47,770,733	339,617	0	-7,114,414	40,145,514
28 Feb 2019	40,145,514	252,901	0	-7,124,577	32,363,164
29 Mar 2019	32,363,164	183,323	0	-7,126,104	24,449,501
30 Apr 2019	24,449,501	137,758	0	-7,128,210	16,431,186
31 May 2019	16,431,186	72,604	0	-7,128,210	8,285,053
03 Jun 2019	8,285,053	3,171	0	-7,128,210	0

Cotas Seniores 2018-2

	Montante Inicial	Rendimento do Período	Subscrição	(Amortização)	Saldo Final
31 Jul 2018	0	2,237	3,000,000	0	3,002,237
31 Aug 2018	3,002,237	33,593	1,295,000	0	4,330,830
28 Sep 2018	4,330,830	72,640	8,750,000	0	13,153,470
31 Oct 2018	13,153,470	182,873	13,300,000	0	26,636,343
30 Nov 2018	26,636,343	199,498	0	0	26,835,841
31 Dec 2018	26,835,841	200,992	0	0	27,036,833
31 Jan 2019	27,036,833	245,652	3,655,000	0	30,937,486
28 Feb 2019	30,937,486	231,712	0	0	31,169,198
29 Mar 2019	31,169,198	221,734	0	0	31,390,932
30 Apr 2019	31,390,932	266,259	10,278,005	0	41,935,196
31 May 2019	41,935,196	361,396	0	0	42,296,592
28 Jun 2019	42,296,592	285,003	0	0	42,581,596
31 Jul 2019	42,581,596	366,967	0	0	42,948,562
30 Aug 2019	42,948,562	336,977	0	0	43,285,539
30 Sep 2019	43,285,539	317,615	0	0	43,603,154
31 Oct 2019	43,603,154	334,198	0	-3,417,449	40,279,285
29 Nov 2019	40,279,285	253,643	0	-3,417,449	36,850,238
31 Dec 2019	36,850,238	235,286	0	-3,460,489	33,378,960
31 Jan 2020	33,378,960	214,950	0	-3,463,420	29,865,204
28 Feb 2020	29,865,204	155,432	0	-3,465,920	26,269,003
31 Mar 2020	26,269,003	161,057	0	-3,465,920	22,656,079
30 Apr 2020	22,656,079	119,234	0	-3,465,920	18,981,982
29 May 2020	18,981,982	93,547	0	-27,374	18,823,094
30 Jun 2020	18,823,094	90,802	0	-21,111	18,651,870
31 Jul 2020	18,651,870	90,651	0	-26,249	18,471,719
31 Aug 2020	18,471,719	78,978	0	-46,749	18,268,993
30 Sep 2020	18,268,993	77,392	0	-60,314	18,053,612
30 Oct 2020	18,053,612	76,412	0	-96,589	17,825,099
30 Nov 2020	17,825,099	71,296	0	-3,469,094	14,317,693
31 Dec 2020	14,317,693	61,471	0	-3,469,361	10,786,004

Cotas Seniores 2020-3

	Montante Inicial	Rendimento do Período	Subscrição	(Amortização)	Saldo Final
31 Dec 2020	0	22,390	110,000,000	0	110,022,390

Cotas Mezanino

	Montante Inicial	Rendimento do Período	Subscrição	(Amortização)	Saldo Final
31 Jul 2018	0	0	0	0	0
31 Aug 2018	0	63,919	18,998,000	0	19,061,919
28 Sep 2018	19,061,919	205,476	21,000,000	0	40,267,395
31 Oct 2018	40,267,395	403,287	0	0	40,670,682
30 Nov 2018	40,670,682	370,142	0	0	41,040,824
31 Dec 2018	41,040,824	373,511	0	0	41,414,334
31 Jan 2019	41,414,334	414,789	0	0	41,829,123
28 Feb 2019	41,829,123	380,685	0	0	42,209,808
29 Mar 2019	42,209,808	364,859	0	0	42,574,667
30 Apr 2019	42,574,667	406,936	0	0	42,981,603
31 May 2019	42,981,603	430,486	0	0	43,412,090
28 Jun 2019	43,412,090	375,252	0	0	43,787,341
31 Jul 2019	43,787,341	458,595	0	0	44,245,936
30 Aug 2019	44,245,936	425,611	0	0	44,671,547
30 Sep 2019	44,671,547	403,353	0	0	45,074,900
31 Oct 2019	45,074,900	432,841	0	0	45,507,741
29 Nov 2019	45,507,741	362,447	0	0	45,870,188
31 Dec 2019	45,870,188	373,154	0	0	46,243,342
31 Jan 2020	46,243,342	385,843	0	0	46,629,186
28 Feb 2020	46,629,186	311,831	0	0	46,941,016
31 Mar 2020	46,941,016	374,529	0	0	47,315,546
30 Apr 2020	47,315,546	331,492	0	0	47,647,038
29 May 2020	47,647,038	311,696	0	0	47,958,734
30 Jun 2020	47,958,734	312,420	0	0	48,271,153
31 Jul 2020	48,271,153	324,420	0	0	48,595,573
31 Aug 2020	48,595,573	290,032	0	0	48,885,605
30 Sep 2020	48,885,605	289,850	0	0	49,175,455
30 Oct 2020	49,175,455	291,569	0	0	49,467,024
30 Nov 2020	49,467,024	276,959	0	-678	48,753,314
31 Dec 2020	48,753,314	299,893	0	-13,790	48,032,025

Cotas Subordinadas Júnior

	Montante Inicial	Rendimento do Período	Subscrição	(Amortização)	Saldo Final
31 Jul 2018	48,088,134	926,247	0	-5,145,869	41,720,239
31 Aug 2018	41,720,239	924,344	0	-14,109,593	22,644,584
28 Sep 2018	22,644,584	597,874	0	0	23,242,458
31 Oct 2018	23,242,458	634,339	0	-5,643,837	15,876,797
30 Nov 2018	15,876,797	613,026	0	0	16,489,823
31 Dec 2018	16,489,823	649,713	0	0	17,139,536
31 Jan 2019	17,139,536	689,674	0	0	17,829,210
28 Feb 2019	17,829,210	560,332	0	0	18,389,542
29 Mar 2019	18,389,542	447,585	0	0	18,837,127
30 Apr 2019	18,837,127	437,093	0	0	19,274,219
31 May 2019	19,274,219	396,048	0	-4,526,131	11,670,267
28 Jun 2019	11,670,267	362,746	0	0	12,033,013
31 Jul 2019	12,033,013	429,417	0	0	12,462,430
30 Aug 2019	12,462,430	431,446	0	0	12,893,876
30 Sep 2019	12,893,876	335,981	0	0	13,229,857
31 Oct 2019	13,229,857	419,196	0	0	13,649,053
29 Nov 2019	13,649,053	448,133	0	0	14,097,186
31 Dec 2019	14,097,186	479,749	0	0	14,576,935
31 Jan 2020	14,576,935	489,664	0	0	15,066,599
28 Feb 2020	15,066,599	402,220	0	0	15,468,819
31 Mar 2020	15,468,819	481,317	0	0	15,950,136
30 Apr 2020	15,950,136	337,500	0	0	16,287,636

29 May 2020	16,287,636	242,052	0	0	16,529,688
30 Jun 2020	16,529,688	147,325	0	0	16,677,013
31 Jul 2020	16,677,013	205,903	0	0	16,882,916
31 Aug 2020	16,882,916	216,476	0	0	17,099,392
30 Sep 2020	17,099,392	177,288	0	0	17,276,680
30 Oct 2020	17,276,680	206,516	0	0	17,483,197
30 Nov 2020	17,483,197	152,030	0	0	17,635,226
31 Dec 2020	17,635,226	135,012	15,000,000	0	32,770,238

Emissão de Cotas

Informação Inicial – Cota Sênior 2020-3

Montante Inicial	150,000,000	Índice de Referência	CDI
Carência (meses)	24	Rendimento esperado	CDI + 3,30% a.a.
Prazo Total (meses)	42		
Vencimento Final	Jun-2024		
Moeda	BRL		


Informação Inicial – Cota Sênior 2018-2

Montante Inicial	39,000,000	Índice de Referência	CDI
Carência (meses)	14	Rendimento esperado	CDI + 3,25% a.a.
Prazo Total (meses)	26		
Vencimento Final	Sep-2020		
Moeda	BRL		

Informação Inicial – Cota Mezanino 2018-1

Montante Inicial	39,700,000	Índice de Referência	DI
Carência (meses)	26	Rendimento esperado	DI + 5,35% a.a.
Prazo Total (meses)	30		
Vencimento Final	Feb-2021		
Moeda	BRL		

Partes da Transação

		Rating de Curto Prazo	Rating de Longo Prazo
Emissor	FIDC Fornecedores CRB (FIDC CRB)	NA	-
Cedente	Multicedente	NA	NA
Administrador	Finaxis Corretora de TVM S/A	NA	NA
Custodiante	Banco Finaxis S.A.	NA	NA
Agente de Cobrança	Valora Gestão de Investimentos Ltda.	NA	NA
Agente de Recebimento	Banco Bradesco S.A.	F1+(bra)	AAA(bra) 
Gestor	Valora Gestão de Investimentos Ltda.	NA	NA

NA – Não Avaliada.